

HIMALAYA Live Sauce Cart -CBD 1:1 (Lot #345-C1)

METRC Batch: 1A406030000477D000001325
METRC Sample: 1A4060300005141000141480
Sample ID: 2404ENC3927_1430
Strain: CBD 1:1
Matrix: Concentrates & Extracts
Type: Live Resin
Batch#: #345-C1

Collected: 04/23/2024
Received: 04/23/2024
Completed: 04/25/2024
Sample Size: 13 units; Batch: 2,013 units

Distributor
Korben Labs, LLC
Lic. # C11-0000834-LIC
241 Lathrop Way,
Suite A,
Sacramento, CA, 95815

Producer
Korben Labs, LLC
Lic. # CDPH-10002731
241 Lathrop Way
Suite A
Sacramento, CA 95815



Summary

Test	Date Tested	Instr. Method	Result
Batch			Pass
Cannabinoids	04/24/2024	LC-DAD	Pass
Terpenes	04/24/2024	GC-MS	Complete
Pesticides	04/24/2024	LC-MS	Pass
Mycotoxins	04/24/2024	LC-MS	Pass
Residual Solvents	04/24/2024	HS-GC-MS	Pass
Microbial Impurities	04/25/2024	qPCR	Pass
Heavy Metals	04/25/2024	ICP-MS	Pass
Foreign Matter	04/24/2024	Visual Inspection	Pass

Cannabinoids

Method: SOP EL-CANNABINOIDS

45.536 %

Total THC

44.539 %

Total CBD

92.828 %

Total Cannabinoids

Analytes	LOD	LOQ	Result	Result	Result
	mg/g	mg/g	%	mg/g	mg/unit
THCa	0.233	0.705	4.775	47.75	47.75
Δ9-THC	0.249	0.755	41.348	413.48	413.48
Δ8-THC	0.275	0.834	ND	ND	ND
THCVa	0.268	0.813	ND	ND	ND
THCV	0.278	0.841	0.376	3.76	3.76
CBDa	0.244	0.739	4.685	46.85	46.85
CBD	0.235	0.712	40.430	404.30	404.30
CBN	0.222	0.671	0.337	3.37	3.37
CBGa	0.265	0.803	0.253	2.53	2.53
CBG	0.244	0.740	1.242	12.42	12.42
CBCa	0.216	0.654	ND	ND	ND
CBC	0.254	0.769	0.575	5.75	5.75
Total THC			45.536	455.36	455.36
Total CBD			44.539	445.39	445.39
Total Cannabinoids			92.828	928.28	928.28
Sum of Cannabinoids			94.022	940.22	940.22

1 Unit = 1g;

Total THC = THCa * 0.877 + Δ9-THC + Δ8-THC; Total CBD = CBDa * 0.877 + CBD; Total Cannabinoids = (cannabinoid acid forms * 0.877) + cannabinoids; Sum of Cannabinoids = cannabinoid acid forms + cannabinoids; LOQ = Limit of Quantitation; LOD = Limit of Detection; NT = Not Tested; ND = Not Detected. The reported result is based on a sample weight with the applicable moisture content for that sample. Foreign Material Method: SOP EL-FOREIGN; Moisture and Water Activity Method: SOP EL-WATER



Mary Beth Smith
Mary Beth Smith
Compliance Manager | 04/25/2024



HIMALAYA Live Sauce Cart -CBD 1:1 (Lot #345-C1)

METRC Batch: 1A406030000477D000001325
METRC Sample: 1A4060300005141000141480
Sample ID: 2404ENC3927_1430
Strain: CBD 1:1
Matrix: Concentrates & Extracts
Type: Live Resin
Batch#: #345-C1

Collected: 04/23/2024
Received: 04/23/2024
Completed: 04/25/2024
Sample Size: 13 units; Batch: 2,013 units

Distributor
Korben Labs, LLC
Lic. # C11-0000834-LIC
241 Lathrop Way,
Suite A,
Sacramento, CA, 95815

Producer
Korben Labs, LLC
Lic. # CDPH-10002731
241 Lathrop Way
Suite A
Sacramento, CA 95815

Terpenes






Method: EL-TERPENES

Analytes	LOD	LOQ	Result	Result
	mg/g	mg/g	%	mg/g
β-Caryophyllene	0.093	0.369	0.799	7.99
δ-Limonene	0.045	0.369	0.752	7.52
β-Myrcene	0.086	0.369	0.622	6.22
α-Bisabolol	0.112	0.369	0.339	3.39
Linalool	0.057	0.369	0.280	2.80
α-Humulene	0.036	0.369	0.255	2.55
Terpinolene	0.080	0.369	0.222	2.22
β-Pinene	0.050	0.369	0.154	1.54
Fenchol	0.051	0.369	0.130	1.30
α-Pinene	0.054	0.369	0.114	1.14
trans-Nerolidol	0.120	0.369	0.051	0.51
Camphene	0.032	0.369	0.046	0.46
Nerol	0.077	1.845	<LOQ	<LOQ
δ-3-Carene	0.044	0.369	<LOQ	<LOQ
Caryophyllene Oxide	0.110	0.369	<LOQ	<LOQ
Geraniol	0.106	1.845	<LOQ	<LOQ
Borneol	0.081	0.369	<LOQ	<LOQ
Camphor	0.066	0.554	<LOQ	<LOQ
Eucalyptol	0.062	0.369	<LOQ	<LOQ
γ-Terpinene	0.066	0.369	<LOQ	<LOQ
α-Terpinene	0.066	0.369	ND	ND
p-Cymene	0.034	0.369	ND	ND
Ocimene	0.093	0.369	ND	ND
Fenchone	0.059	0.369	ND	ND
Valencene	0.095	0.369	ND	ND
cis-Nerolidol	0.092	0.369	ND	ND
Guaiol	0.108	0.369	ND	ND
Sabinene	0.036	0.369	ND	ND
Sabinene Hydrate	0.070	0.369	ND	ND
Isopulegol	0.113	0.738	ND	ND
Isoborneol	0.032	0.369	ND	ND
Menthol	0.113	0.369	ND	ND
Pulegone	0.076	0.369	ND	ND
Geranyl Acetate	0.088	1.845	ND	ND
α-Cedrene	0.066	0.369	ND	ND
Cedrol	0.063	0.369	ND	ND
Total			3.765	37.65

Date Tested: 04/24/2024

LOQ = Limit of Quantitation; LOD = Limit of Detection; NT = Not Tested; ND = Not Detected.

Primary Aromas

 Clove	 Citrusy	 Musky	 Chamomile	 Lavender
--	--	--	--	---



Mary Beth Smith
Mary Beth Smith
Compliance Manager | 04/25/2024



HIMALAYA Live Sauce Cart -CBD 1:1 (Lot #345-C1)

METRC Batch: 1A406030000477D000001325
METRC Sample: 1A4060300005141000141480
Sample ID: 2404ENC3927_1430
Strain: CBD 1:1
Matrix: Concentrates & Extracts
Type: Live Resin
Batch#: #345-C1

Collected: 04/23/2024
Received: 04/23/2024
Completed: 04/25/2024
Sample Size: 13 units; Batch: 2,013 units

Distributor
Korben Labs, LLC
Lic. # C11-0000834-LIC
241 Lathrop Way,
Suite A,
Sacramento, CA, 95815

Producer
Korben Labs, LLC
Lic. # CDPH-10002731
241 Lathrop Way
Suite A
Sacramento, CA 95815

Pesticides

Method: EL-PESTMYCOLCMS

Analytes	LOD	LOQ	Limit	Result	Status	Analytes	LOD	LOQ	Limit	Result	Status
	µg/g	µg/g	µg/g	µg/g			µg/g	µg/g	µg/g	µg/g	
Abamectin	0.005	0.02	0.10	ND	Pass	Fludioxonil	0.01	0.05	0.10	ND	Pass
Acephate	0.002	0.01	0.10	ND	Pass	Hexythiazox	0.005	0.02	0.10	ND	Pass
Acequinocyl	0.01	0.02	0.10	ND	Pass	Imazalil	0.05	0.1	0.05	ND	Pass
Acetamiprid	0.005	0.02	0.10	ND	Pass	Imidacloprid	0.005	0.02	5.00	ND	Pass
Aldicarb	0.05	0.1	0.05	ND	Pass	Kresoxim Methyl	0.005	0.02	0.10	ND	Pass
Azoxystrobin	0.005	0.02	0.10	ND	Pass	Malathion	0.02	0.05	0.50	ND	Pass
Bifenazate	0.005	0.01	0.10	ND	Pass	Metalaxyl	0.002	0.005	2.00	ND	Pass
Bifenthrin	0.02	0.05	3.00	ND	Pass	Methiocarb	0.05	0.1	0.05	ND	Pass
Boscalid	0.02	0.05	0.10	ND	Pass	Methomyl	0.01	0.02	1.00	ND	Pass
Captan	0.2	0.3	0.70	ND	Pass	Parathion Methyl	0.02	0.05	0.02	ND	Pass
Carbaryl	0.02	0.05	0.50	ND	Pass	Mevinphos	0.02	0.05	0.02	ND	Pass
Carbofuran	0.05	0.1	0.05	ND	Pass	Myclobutanil	0.005	0.01	0.10	ND	Pass
Chlorantraniliprole	0.002	0.01	10.00	ND	Pass	Naled	0.01	0.02	0.10	ND	Pass
Chlordane	0.05	0.1	0.05	ND	Pass	Oxamyl	0.005	0.01	0.50	ND	Pass
Chlorfenapyr	0.05	0.1	0.05	ND	Pass	Paclobutrazol	0.05	0.1	0.05	ND	Pass
Chlorpyrifos	0.05	0.1	0.05	ND	Pass	PCNB	0.02	0.05	0.10	ND	Pass
Clofentezine	0.01	0.02	0.10	ND	Pass	Permethrin	0.02	0.05	0.50	ND	Pass
Coumaphos	0.02	0.05	0.02	ND	Pass	Phosmet	0.01	0.02	0.10	ND	Pass
Cyfluthrin	0.05	0.1	2.00	ND	Pass	Piperonyl Butoxide	0.02	0.05	3.00	ND	Pass
Cypermethrin	0.1	0.2	1.00	ND	Pass	Prallethrin	0.005	0.02	0.10	ND	Pass
Daminozide	0.02	0.05	0.02	ND	Pass	Propiconazole	0.005	0.01	0.10	ND	Pass
Diazinon	0.002	0.01	0.10	ND	Pass	Propoxure	0.05	0.1	0.05	ND	Pass
Dichlorvos	0.02	0.05	0.02	ND	Pass	Pyrethrins	0.02	0.05	0.50	ND	Pass
Dimethoate	0.02	0.05	0.02	ND	Pass	Pyridaben	0.005	0.01	0.10	ND	Pass
Dimethomorph	0.005	0.02	2.00	ND	Pass	Spinetoram	0.005	0.01	0.10	ND	Pass
Ethoprophos	0.05	0.1	0.05	ND	Pass	Spinosad	0.005	0.01	0.10	ND	Pass
Etofenprox	0.05	0.1	0.05	ND	Pass	Spiromesifen	0.01	0.02	0.10	ND	Pass
Etoazole	0.005	0.02	0.10	ND	Pass	Spirotetramat	0.005	0.01	0.10	ND	Pass
Fenhexamid	0.005	0.02	0.10	ND	Pass	Spiroxamine	0.05	0.1	0.05	ND	Pass
Fenoxycarb	0.05	0.1	0.05	ND	Pass	Tebuconazole	0.005	0.01	0.10	ND	Pass
Fenpyroximate	0.005	0.02	0.10	ND	Pass	Thiacloprid	0.02	0.05	0.02	ND	Pass
Fipronil	0.05	0.1	0.05	ND	Pass	Thiamethoxam	0.005	0.01	5.00	ND	Pass
Flonicamid	0.01	0.02	0.10	ND	Pass	Trifloxystrobin	0.005	0.01	0.10	ND	Pass

Date Tested: 04/24/2024

LOQ = Limit of Quantitation; LOD = Limit of Detection; NT = Not Tested; ND = Not Detected.



Mary Beth Smith
Mary Beth Smith
Compliance Manager | 04/25/2024



HIMALAYA Live Sauce Cart -CBD 1:1 (Lot #345-C1)

METRC Batch: 1A406030000477D000001325
METRC Sample: 1A4060300005141000141480
Sample ID: 2404ENC3927_1430
Strain: CBD 1:1
Matrix: Concentrates & Extracts
Type: Live Resin
Batch#: #345-C1

Collected: 04/23/2024
Received: 04/23/2024
Completed: 04/25/2024
Sample Size: 13 units; Batch: 2,013 units

Distributor
Korben Labs, LLC
Lic. # C11-0000834-LIC
241 Lathrop Way,
Suite A,
Sacramento, CA, 95815

Producer
Korben Labs, LLC
Lic. # CDPH-10002731
241 Lathrop Way
Suite A
Sacramento, CA 95815

Mycotoxins

Method: EL-PESTMYCOLCMS

Analytes	LOD	LOQ	Limit	Result	Status
	µg/kg	µg/kg	µg/kg	µg/kg	
Aflatoxin B1	1.00	2.00		ND	Tested
Aflatoxin B2	1.00	2.00		ND	Tested
Aflatoxin G1	2.00	4.00		ND	Tested
Aflatoxin G2	1.00	2.00		ND	Tested
Ochratoxin A	4.00	10.00	20.00	ND	Pass
Total Aflatoxins			20.00	ND	Pass

Date Tested: 04/24/2024

LOQ = Limit of Quantitation; LOD = Limit of Detection; NT = Not Tested; ND = Not Detected.

Residual Solvents

Method: EL-RES_SOLVENTS

Analytes	LOD	LOQ	Limit	Result	Status
	µg/g	µg/g	µg/g	µg/g	
Acetone	33.00	100.00	5000	ND	Pass
Acetonitrile	10.00	30.00	410	ND	Pass
Benzene	0.09	0.28	1	ND	Pass
Butane	10.00	30.00	5000	66.23	Pass
Chloroform	0.10	0.29	1	ND	Pass
Ethanol	10.00	30.00	5000	ND	Pass
Ethyl acetate	10.00	30.00	5000	ND	Pass
Ethyl ether	10.00	30.00	5000	ND	Pass
Ethylene oxide	0.08	0.24	1	ND	Pass
Heptane	10.00	30.00	5000	37.99	Pass
Hexane	10.00	30.00	290	ND	Pass
Isopropyl alcohol	10.00	30.00	5000	ND	Pass
Methanol	10.00	30.00	3000	ND	Pass
Methylene chloride	0.10	0.31	1	ND	Pass
1,2-Dichloroethane	0.10	0.29	1	ND	Pass
Pentane	10.00	30.00	5000	ND	Pass
Propane	10.00	30.00	5000	ND	Pass
Toluene	10.00	30.00	890	ND	Pass
Total xylenes (ortho-, meta-, para-)	20.00	60.00	2170	ND	Pass
Trichloroethylene	0.10	0.29	1	ND	Pass

Date Tested: 04/24/2024

LOQ = Limit of Quantitation; LOD = Limit of Detection; NT = Not Tested; ND = Not Detected.



Mary Beth Smith
Mary Beth Smith
Compliance Manager | 04/25/2024



HIMALAYA Live Sauce Cart -CBD 1:1 (Lot #345-C1)

METRC Batch: 1A406030000477D000001325
METRC Sample: 1A4060300005141000141480
Sample ID: 2404ENC3927_1430
Strain: CBD 1:1
Matrix: Concentrates & Extracts
Type: Live Resin

Batch#: #345-C1

Collected: 04/23/2024
Received: 04/23/2024
Completed: 04/25/2024
Sample Size: 13 units; Batch: 2,013 units

Distributor
Korben Labs, LLC

Lic. # C11-0000834-LIC
241 Lathrop Way,
Suite A,
Sacramento, CA, 95815

Producer
Korben Labs, LLC

Lic. # CDPH-10002731
241 Lathrop Way
Suite A
Sacramento, CA 95815

Microbial Impurities

Method: SOP EL-MICROBIALS

Analytes	Result	Status
Aspergillus flavus	Not Detected in 1g	Pass
Aspergillus fumigatus	Not Detected in 1g	Pass
Aspergillus niger	Not Detected in 1g	Pass
Aspergillus terreus	Not Detected in 1g	Pass
Shiga toxin-producing Escherichia coli	Not Detected in 1g	Pass
Salmonella spp	Not Detected in 1g	Pass

Date Tested: 04/25/2024

Heavy Metals

Method: SOP EL-HEAVYMETALS

Analytes	LOD	LOQ	Limit	Result	Status
	µg/g	µg/g	µg/g	µg/g	
Arsenic	0.012	0.036	0.200	ND	Pass
Cadmium	0.015	0.044	0.200	ND	Pass
Lead	0.055	0.167	0.500	ND	Pass
Mercury	0.005	0.015	0.100	ND	Pass

Date Tested: 04/25/2024

LOQ = Limit of Quantitation; LOD = Limit of Detection; NT = Not Tested; ND = Not Detected.



Mary Beth Smith
Mary Beth Smith
Compliance Manager | 04/25/2024

