

HIMALAYA Live Sauce Cart - Grape Pie (Gpi) (Lot #286-S490)

METRC Batch: 1A406030000477D000000995, 1A406030000477D000000996

METRC Sample: 1A4060300005141000111721

Sample ID: 2307ENC8203_4776

Strain: Grape Pie

Matrix: Concentrates & Extracts

Type: Live Resin

Batch#: #286-S490

Collected: 07/21/2023
Received: 07/21/2023
Completed: 07/25/2023
Sample Size: 20 units; Batch: 6,165 units

Distributor
Korben Labs, LLC

Lic. # C11-0000834-LIC
241 Lathrop Way,
Suite A,
Sacramento, CA, 95815

Producer
Korben Labs, LLC

Lic. # CDPH-10002731
241 Lathrop Way
Suite A
Sacramento, CA 95815



Summary

Test	Date Tested	Instr. Method	Result
Batch			Pass
Cannabinoids	07/24/2023	LC-DAD	Pass
Terpenes	07/24/2023	GC-MS	Complete
Pesticides	07/24/2023	LC-MS	Pass
Mycotoxins	07/24/2023	LC-MS	Pass
Residual Solvents	07/24/2023	HS-GC-MS	Pass
Microbial Impurities	07/25/2023	qPCR	Pass
Heavy Metals	07/25/2023	ICP-MS	Pass
Foreign Matter	07/24/2023	Visual Inspection	Pass

Cannabinoids

Method: SOP EL-CANNABINOIDS

81.329 %

Total THC

0.328 %

Total CBD

88.757 %

Total Cannabinoids

Analytes	LOD	LOQ	Result	Result	Result
	mg/g	mg/g	%	mg/g	mg/unit
THCa	0.251	0.761	1.363	13.63	13.63
Δ9-THC	0.269	0.815	80.134	801.34	801.34
Δ8-THC	0.297	0.901	ND	ND	ND
THCVa	0.290	0.878	ND	ND	ND
THCV	0.300	0.908	0.642	6.42	6.42
CBDa	0.263	0.798	ND	ND	ND
CBD	0.254	0.769	0.328	3.28	3.28
CBN	0.239	0.725	0.544	5.44	5.44
CBGa	0.286	0.867	0.927	9.27	9.27
CBG	0.264	0.799	3.836	38.36	38.36
CBCa	0.233	0.706	0.169	1.69	1.69
CBC	0.274	0.830	1.116	11.16	11.16
Total THC			81.329	813.29	813.293
Total CBD			0.328	3.28	3.278
Total Cannabinoids			88.757	887.57	887.571
Sum of Cannabinoids			89.059	890.60	890.595

1 Unit = 1g;

Total THC = THCa * 0.877 + Δ9-THC + Δ8-THC; Total CBD = CBDa * 0.877 + CBD; Total Cannabinoids = (cannabinoid acid forms * 0.877) + cannabinoids; Sum of Cannabinoids = cannabinoid acid forms + cannabinoids; LOQ = Limit of Quantitation; LOD = Limit of Detection; NT = Not Tested; ND = Not Detected. The reported result is based on a sample weight with the applicable moisture content for that sample. Foreign Material Method: SOP EL-FOREIGN; Moisture and Water ctivity Method: SOP EL-WATER



Mary Beth Smith
Mary Beth Smith
Compliance Manager | 07/25/2023



HIMALAYA Live Sauce Cart - Grape Pie (Gpi) (Lot #286-S490)

METRC Batch: 1A406030000477D000000995, 1A406030000477D000000996

METRC Sample: 1A4060300005141000111721

Sample ID: 2307ENC8203_4776

Strain: Grape Pie

Matrix: Concentrates & Extracts

Type: Live Resin

Batch#: #286-S490

Collected: 07/21/2023

Received: 07/21/2023

Completed: 07/25/2023

Sample Size: 20 units; Batch: 6,165 units

Distributor

Korben Labs, LLC

Lic. # C11-0000834-LIC

241 Lathrop Way,

Suite A,

Sacramento, CA, 95815

Producer

Korben Labs, LLC

Lic. # CDPH-10002731

241 Lathrop Way

Suite A

Sacramento, CA 95815

Terpenes






Method: EL-TERPENES

Analytes	LOD	LOQ	Result	Result
	mg/g	mg/g	%	mg/g
β-Caryophyllene	0.101	0.398	1.779	17.79
β-Myrcene	0.093	0.398	1.191	11.91
α-Humulene	0.039	0.398	0.618	6.18
α-Bisabolol	0.120	0.398	0.446	4.46
δ-Limonene	0.048	0.398	0.207	2.07
Guaiol	0.117	0.398	0.171	1.71
Linalool	0.062	0.398	0.121	1.21
Caryophyllene Oxide	0.119	0.398	0.076	0.76
α-Pinene	0.058	0.398	<LOQ	<LOQ
β-Pinene	0.054	0.398	<LOQ	<LOQ
Fenchol	0.055	0.398	<LOQ	<LOQ
Camphene	0.034	0.398	ND	ND
δ-3-Carene	0.048	0.398	ND	ND
α-Terpinene	0.072	0.398	ND	ND
p-Cymene	0.037	0.398	ND	ND
Eucalyptol	0.067	0.398	ND	ND
γ-Terpinene	0.071	0.398	ND	ND
Terpinolene	0.087	0.398	ND	ND
Fenchone	0.064	0.398	ND	ND
Camphor	0.072	0.598	ND	ND
Borneol	0.088	0.398	ND	ND
Valencene	0.103	0.398	ND	ND
cis-Nerolidol	0.100	0.398	ND	ND
trans-Nerolidol	0.129	0.398	ND	ND
Sabinene	0.039	0.398	ND	ND
Sabinene Hydrate	0.076	0.398	ND	ND
Isopulegol	0.122	0.797	ND	ND
Isoborneol	0.034	0.398	ND	ND
Menthol	0.122	0.398	ND	ND
Nerol	0.083	1.992	ND	ND
Pulegone	0.082	0.398	ND	ND
Geraniol	0.114	1.992	ND	ND
Geranyl Acetate	0.095	1.992	ND	ND
α-Cedrene	0.072	0.398	ND	ND
Cedrol	0.068	0.398	ND	ND
Total			4.610	46.104

Date Tested: 07/24/2023

LOQ = Limit of Quantitation; LOD = Limit of Detection; NT = Not Tested; ND = Not Detected.

Primary Aromas

 Clove	 Musky	 Hops	 Chamomile	 Citrusy
--	--	---	--	--



Mary Beth Smith
Mary Beth Smith
Compliance Manager | 07/25/2023



HIMALAYA Live Sauce Cart - Grape Pie (Gpi) (Lot #286-S490)

METRC Batch: 1A406030000477D000000995, 1A406030000477D000000996

METRC Sample: 1A4060300005141000111721

Sample ID: 2307ENC8203_4776

Strain: Grape Pie

Matrix: Concentrates & Extracts

Type: Live Resin

Batch#: #286-S490

Collected: 07/21/2023

Received: 07/21/2023

Completed: 07/25/2023

Sample Size: 20 units; Batch: 6,165 units

Distributor

Korben Labs, LLC

Lic. # C11-0000834-LIC

241 Lathrop Way,

Suite A,

Sacramento, CA, 95815

Producer

Korben Labs, LLC

Lic. # CDPH-10002731

241 Lathrop Way

Suite A

Sacramento, CA 95815

Pesticides

Method: EL-PESTMYCOLCMS

Analytes	LOD	LOQ	Limit	Result	Status	Analytes	LOD	LOQ	Limit	Result	Status
	µg/g	µg/g	µg/g	µg/g			µg/g	µg/g	µg/g	µg/g	
Abamectin	0.005	0.02	0.10	ND	Pass	Fludioxonil	0.01	0.05	0.10	ND	Pass
Acephate	0.002	0.01	0.10	ND	Pass	Hexythiazox	0.005	0.02	0.10	ND	Pass
Acequinocyl	0.01	0.02	0.10	ND	Pass	Imazalil	0.05	0.1	0.05	ND	Pass
Acetamiprid	0.005	0.02	0.10	ND	Pass	Imidacloprid	0.005	0.02	5.00	ND	Pass
Aldicarb	0.05	0.1	0.05	ND	Pass	Kresoxim Methyl	0.005	0.02	0.10	ND	Pass
Azoxystrobin	0.005	0.02	0.10	ND	Pass	Malathion	0.02	0.05	0.50	<LOQ	Pass
Bifenazate	0.005	0.01	0.10	ND	Pass	Metalaxyl	0.002	0.005	2.00	ND	Pass
Bifenthrin	0.02	0.05	3.00	ND	Pass	Methiocarb	0.05	0.1	0.05	ND	Pass
Boscalid	0.02	0.05	0.10	ND	Pass	Methomyl	0.01	0.02	1.00	ND	Pass
Captan	0.2	0.3	0.70	ND	Pass	Parathion Methyl	0.02	0.05	0.02	ND	Pass
Carbaryl	0.02	0.05	0.50	ND	Pass	Mevinphos	0.02	0.05	0.02	ND	Pass
Carbofuran	0.05	0.1	0.05	ND	Pass	Myclobutanil	0.005	0.01	0.10	ND	Pass
Chlorantraniliprole	0.002	0.01	10.00	ND	Pass	Naled	0.01	0.02	0.10	ND	Pass
Chlordane	0.05	0.1	0.05	ND	Pass	Oxamyl	0.005	0.01	0.50	ND	Pass
Chlorfenapyr	0.05	0.1	0.05	ND	Pass	Paclobutrazol	0.05	0.1	0.05	ND	Pass
Chlorpyrifos	0.05	0.1	0.05	ND	Pass	PCNB	0.02	0.05	0.10	ND	Pass
Clofentezine	0.01	0.02	0.10	ND	Pass	Permethrin	0.02	0.05	0.50	ND	Pass
Coumaphos	0.02	0.05	0.02	ND	Pass	Phosmet	0.01	0.02	0.10	ND	Pass
Cyfluthrin	0.05	0.1	2.00	ND	Pass	Piperonyl Butoxide	0.02	0.05	3.00	ND	Pass
Cypermethrin	0.1	0.2	1.00	ND	Pass	Prallethrin	0.005	0.02	0.10	ND	Pass
Daminozide	0.02	0.05	0.02	ND	Pass	Propiconazole	0.005	0.01	0.10	ND	Pass
Diazinon	0.002	0.01	0.10	ND	Pass	Propoxure	0.05	0.1	0.05	ND	Pass
Dichlorvos	0.02	0.05	0.02	ND	Pass	Pyrethrins	0.02	0.05	0.50	ND	Pass
Dimethoate	0.02	0.05	0.02	ND	Pass	Pyridaben	0.005	0.01	0.10	ND	Pass
Dimethomorph	0.005	0.02	2.00	ND	Pass	Spinetoram	0.005	0.01	0.10	ND	Pass
Ethoprophos	0.05	0.1	0.05	ND	Pass	Spinosad	0.005	0.01	0.10	ND	Pass
Etofenprox	0.05	0.1	0.05	ND	Pass	Spiromesifen	0.01	0.02	0.10	ND	Pass
Etoazole	0.005	0.02	0.10	ND	Pass	Spirotetramat	0.005	0.01	0.10	ND	Pass
Fenhexamid	0.005	0.02	0.10	ND	Pass	Spiroxamine	0.05	0.1	0.05	ND	Pass
Fenoxycarb	0.05	0.1	0.05	ND	Pass	Tebuconazole	0.005	0.01	0.10	ND	Pass
Fenpyroximate	0.005	0.02	0.10	ND	Pass	Thiacloprid	0.02	0.05	0.02	ND	Pass
Fipronil	0.05	0.1	0.05	ND	Pass	Thiamethoxam	0.005	0.01	5.00	ND	Pass
Flonicamid	0.01	0.02	0.10	ND	Pass	Trifloxystrobin	0.005	0.01	0.10	ND	Pass

Date Tested: 07/24/2023

LOQ = Limit of Quantitation; LOD = Limit of Detection; NT = Not Tested; ND = Not Detected.



Mary Beth Smith
Mary Beth Smith
Compliance Manager | 07/25/2023



HIMALAYA Live Sauce Cart - Grape Pie (Gpi) (Lot #286-S490)

METRC Batch: 1A406030000477D000000995, 1A406030000477D000000996

METRC Sample: 1A4060300005141000111721

Sample ID: 2307ENC8203_4776

Strain: Grape Pie

Matrix: Concentrates & Extracts

Type: Live Resin

Batch#: #286-S490

Collected: 07/21/2023

Received: 07/21/2023

Completed: 07/25/2023

Sample Size: 20 units; Batch: 6,165 units

Distributor

Korben Labs, LLC

Lic. # C11-0000834-LIC

241 Lathrop Way,

Suite A,

Sacramento, CA, 95815

Producer

Korben Labs, LLC

Lic. # CDPH-10002731

241 Lathrop Way

Suite A

Sacramento, CA 95815

Mycotoxins

Method: EL-PESTMYCOLCMS

Analytes	LOD	LOQ	Limit	Result	Status
	µg/kg	µg/kg	µg/kg	µg/kg	
Aflatoxin B1	1.00	2.00		ND	Tested
Aflatoxin B2	1.00	2.00		ND	Tested
Aflatoxin G1	2.00	4.00		ND	Tested
Aflatoxin G2	1.00	2.00		ND	Tested
Ochratoxin A	4.00	10.00	20.00	ND	Pass
Total Aflatoxins			20.00	ND	Pass

Date Tested: 07/24/2023

LOQ = Limit of Quantitation; LOD = Limit of Detection; NT = Not Tested; ND = Not Detected.

Residual Solvents

Method: EL-RES_SOLVENTS

Analytes	LOD	LOQ	Limit	Result	Status
	µg/g	µg/g	µg/g	µg/g	
Acetone	33.00	100.00	5000	ND	Pass
Acetonitrile	10.00	30.00	410	ND	Pass
Benzene	0.09	0.28	1	ND	Pass
Butane	10.00	30.00	5000	<LOQ	Pass
Chloroform	0.10	0.29	1	ND	Pass
Ethanol	10.00	30.00	5000	<LOQ	Pass
Ethyl-Acetate	10.00	30.00	5000	ND	Pass
Ethyl-Ether	10.00	30.00	5000	ND	Pass
Ethylene Oxide	0.08	0.24	1	ND	Pass
Heptane	10.00	30.00	5000	ND	Pass
n-Hexane	10.00	30.00	290	ND	Pass
Isopropanol	10.00	30.00	5000	ND	Pass
Methanol	10.00	30.00	3000	ND	Pass
Methylene-Chloride	0.10	0.31	1	ND	Pass
1,2-Dichloro-Ethane	0.10	0.29	1	ND	Pass
Pentane	10.00	30.00	5000	ND	Pass
Propane	10.00	30.00	5000	ND	Pass
Toluene	10.00	30.00	890	ND	Pass
Xylenes	20.00	60.00	2170	ND	Pass
Trichloroethene	0.10	0.29	1	ND	Pass

Date Tested: 07/24/2023

LOQ = Limit of Quantitation; LOD = Limit of Detection; NT = Not Tested; ND = Not Detected.



Mary Beth Smith
Mary Beth Smith
Compliance Manager | 07/25/2023



HIMALAYA Live Sauce Cart - Grape Pie (Gpi) (Lot #286-S490)

METRC Batch: 1A406030000477D000000995, 1A406030000477D000000996

METRC Sample: 1A4060300005141000111721

Sample ID: 2307ENC8203_4776

Strain: Grape Pie

Matrix: Concentrates & Extracts

Type: Live Resin

Batch#: #286-S490

Collected: 07/21/2023

Received: 07/21/2023

Completed: 07/25/2023

Sample Size: 20 units; Batch: 6,165 units

Distributor

Korben Labs, LLC

Lic. # C11-0000834-LIC

241 Lathrop Way,

Suite A,

Sacramento, CA, 95815

Producer

Korben Labs, LLC

Lic. # CDPH-10002731

241 Lathrop Way

Suite A

Sacramento, CA 95815

Microbial Impurities

Method: SOP EL-MICROBIALS

Analytes	Result	Status
Aspergillus flavus	Not Detected in 1g	Pass
Aspergillus fumigatus	Not Detected in 1g	Pass
Aspergillus niger	Not Detected in 1g	Pass
Aspergillus terreus	Not Detected in 1g	Pass
Shiga toxin-producing Escherichia coli	Not Detected in 1g	Pass
Salmonella spp	Not Detected in 1g	Pass

Date Tested: 07/25/2023

Heavy Metals

Method: SOP EL-HEAVYMETALS

Analytes	LOD	LOQ	Limit	Result	Status
	µg/g	µg/g	µg/g	µg/g	
Arsenic	0.012	0.036	0.200	ND	Pass
Cadmium	0.015	0.044	0.200	ND	Pass
Lead	0.055	0.167	0.500	ND	Pass
Mercury	0.005	0.015	0.100	ND	Pass

Date Tested: 07/25/2023

LOQ = Limit of Quantitation; LOD = Limit of Detection; NT = Not Tested; ND = Not Detected.



Mary Beth Smith
Mary Beth Smith
Compliance Manager | 07/25/2023

