

## HIMALAYA Live Sauce Cart -CBD 21:1 (Lot #273-C21)

METRC Batch: 1A406030000477D000000927  
METRC Sample: 1A4060300005141000110652  
Sample ID: 2305ENC5445\_4700  
Strain: CBD 21:1  
Matrix: Concentrates & Extracts  
Type: Live Resin  
Batch#: #273-C21

Collected: 05/16/2023  
Received: 05/16/2023  
Completed: 05/18/2023  
Sample Size: 13 units; Batch: 1,788 units

Distributor  
**Korben Labs, LLC**  
Lic. # C11-0000834-LIC  
241 Lathrop Way,  
Suite A,  
Sacramento, CA, 95815

Producer  
**Korben Labs, LLC**  
Lic. # CDPH-10002731  
241 Lathrop Way  
Suite A  
Sacramento, CA 95815



### Summary

Test	Date Tested	Instr. Method	Result
Batch			Pass
Cannabinoids	05/17/2023	LC-DAD	Pass
Terpenes	05/17/2023	GC-MS	Complete
Pesticides	05/17/2023	LC-MS	Pass
Mycotoxins	05/17/2023	LC-MS	Pass
Residual Solvents	05/17/2023	HS-GC-MS	Pass
Microbial Impurities	05/18/2023	qPCR	Pass
Heavy Metals	05/18/2023	ICP-MS	Pass
Foreign Matter	05/17/2023	Visual Inspection	Pass

### Cannabinoids

Method: SOP EL-CANNABINOIDS

**2.410 %**

Total THC

**63.748 %**

Total CBD

**75.532 %**

Total Cannabinoids

Analytes	LOD	LOQ	Result	Result	Result
	mg/g	mg/g	%	mg/g	mg/unit
THCa	0.247	0.749	0.862	8.62	8.62
Δ9-THC	0.265	0.802	1.654	16.54	16.54
Δ8-THC	0.292	0.886	ND	ND	ND
THCVa	0.285	0.864	ND	ND	ND
THCV	0.295	0.894	ND	ND	ND
CBDa	0.259	0.786	54.973	549.73	549.73
CBD	0.250	0.757	15.537	155.37	155.37
CBN	0.235	0.713	ND	ND	ND
CBGa	0.282	0.853	0.866	8.66	8.66
CBG	0.260	0.787	0.276	2.76	2.76
CBCa	0.230	0.695	6.161	61.61	61.61
CBC	0.270	0.817	2.934	29.34	29.34
<b>Total THC</b>			<b>2.410</b>	<b>24.10</b>	<b>24.101</b>
<b>Total CBD</b>			<b>63.748</b>	<b>637.48</b>	<b>637.483</b>
<b>Total Cannabinoids</b>			<b>75.532</b>	<b>755.32</b>	<b>755.318</b>
<b>Sum of Cannabinoids</b>			<b>83.264</b>	<b>832.64</b>	<b>832.639</b>

1 Unit = 1g;

Total THC = THCa \* 0.877 + Δ9-THC + Δ8-THC; Total CBD = CBDa \* 0.877 + CBD; Total Cannabinoids = (cannabinoid acid forms \* 0.877) + cannabinoids; Sum of Cannabinoids = cannabinoid acid forms + cannabinoids; LOQ = Limit of Quantitation; LOD = Limit of Detection; NT = Not Tested; ND = Not Detected. The reported result is based on a sample weight with the applicable moisture content for that sample. Foreign Material Method: SOP EL-FOREIGN; Moisture and Water Activity Method: SOP EL-WATER



*Brad Kao*  
Brad Kao  
Laboratory Supervisor | 05/18/2023



## HIMALAYA Live Sauce Cart -CBD 21:1 (Lot #273-C21)

METRC Batch: 1A406030000477D000000927  
METRC Sample: 1A4060300005141000110652  
Sample ID: 2305ENC5445\_4700  
Strain: CBD 21:1  
Matrix: Concentrates & Extracts  
Type: Live Resin  
Batch#: #273-C21

Collected: 05/16/2023  
Received: 05/16/2023  
Completed: 05/18/2023  
Sample Size: 13 units; Batch: 1,788 units

Distributor  
**Korben Labs, LLC**  
Lic. # C11-0000834-LIC  
241 Lathrop Way,  
Suite A,  
Sacramento, CA, 95815

Producer  
**Korben Labs, LLC**  
Lic. # CDPH-10002731  
241 Lathrop Way  
Suite A  
Sacramento, CA 95815

### Terpenes






Method: EL-TERPENES

Analytes	LOD	LOQ	Result	Result
	mg/g	mg/g	%	mg/g
β-Myrcene	0.092	0.392	2.958	29.58
β-Caryophyllene	0.099	0.392	0.595	5.95
δ-Limonene	0.047	0.392	0.406	4.06
α-Bisabolol	0.119	0.392	0.405	4.05
α-Pinene	0.057	0.392	0.336	3.36
α-Humulene	0.039	0.392	0.186	1.86
Guaiol	0.115	0.392	0.126	1.26
Fenchol	0.054	0.392	0.087	0.87
Linalool	0.061	0.392	0.069	0.69
Caryophyllene Oxide	0.117	0.392	0.056	0.56
β-Pinene	0.053	0.392	0.045	0.45
Borneol	0.086	0.392	<LOQ	<LOQ
Camphene	0.034	0.392	<LOQ	<LOQ
Fenchone	0.063	0.392	<LOQ	<LOQ
δ-3-Carene	0.047	0.392	ND	ND
α-Terpinene	0.070	0.392	ND	ND
p-Cymene	0.037	0.392	ND	ND
Eucalyptol	0.066	0.392	ND	ND
γ-Terpinene	0.070	0.392	ND	ND
Terpinolene	0.085	0.392	ND	ND
Camphor	0.070	0.588	ND	ND
Valencene	0.101	0.392	ND	ND
cis-Nerolidol	0.098	0.392	ND	ND
trans-Nerolidol	0.127	0.392	ND	ND
Sabinene	0.039	0.392	ND	ND
Sabinene Hydrate	0.074	0.392	ND	ND
Isopulegol	0.120	0.784	ND	ND
Isoborneol	0.034	0.392	ND	ND
Menthol	0.120	0.392	ND	ND
Nerol	0.082	1.961	ND	ND
Pulegone	0.081	0.392	ND	ND
Geraniol	0.112	1.961	ND	ND
α-Cedrene	0.070	0.392	ND	ND
<b>Total</b>			<b>5.271</b>	<b>52.706</b>

Date Tested: 05/17/2023

LOQ = Limit of Quantitation; LOD = Limit of Detection; NT = Not Tested; ND = Not Detected.

### Primary Aromas

 Musky	 Clove	 Citrusy	 Chamomile	 Pine
--	--	--	--	---



  
Brad Kao  
Laboratory Supervisor | 05/18/2023



## HIMALAYA Live Sauce Cart -CBD 21:1 (Lot #273-C21)

METRC Batch: 1A406030000477D000000927  
METRC Sample: 1A4060300005141000110652  
Sample ID: 2305ENC5445\_4700  
Strain: CBD 21:1  
Matrix: Concentrates & Extracts  
Type: Live Resin  
Batch#: #273-C21

Collected: 05/16/2023  
Received: 05/16/2023  
Completed: 05/18/2023  
Sample Size: 13 units; Batch: 1,788 units

Distributor  
**Korben Labs, LLC**  
Lic. # C11-0000834-LIC  
241 Lathrop Way,  
Suite A,  
Sacramento, CA, 95815

Producer  
**Korben Labs, LLC**  
Lic. # CDPH-10002731  
241 Lathrop Way  
Suite A  
Sacramento, CA 95815

### Pesticides

Method: EL-PESTMYCOLCMS

Analytes	LOD	LOQ	Limit	Result	Status	Analytes	LOD	LOQ	Limit	Result	Status
	µg/g	µg/g	µg/g	µg/g			µg/g	µg/g	µg/g	µg/g	
Abamectin	0.005	0.02	0.10	ND	Pass	Fludioxonil	0.01	0.05	0.10	ND	Pass
Acephate	0.002	0.01	0.10	ND	Pass	Hexythiazox	0.005	0.02	0.10	ND	Pass
Acequinocyl	0.01	0.02	0.10	ND	Pass	Imazalil	0.05	0.1	0.05	ND	Pass
Acetamiprid	0.005	0.02	0.10	ND	Pass	Imidacloprid	0.005	0.02	5.00	ND	Pass
Aldicarb	0.05	0.1	0.05	ND	Pass	Kresoxim Methyl	0.005	0.02	0.10	ND	Pass
Azoxystrobin	0.005	0.02	0.10	ND	Pass	Malathion	0.02	0.05	0.50	ND	Pass
Bifenazate	0.005	0.01	0.10	ND	Pass	Metalaxyl	0.002	0.005	2.00	ND	Pass
Bifenthrin	0.02	0.05	3.00	<LOQ	Pass	Methiocarb	0.05	0.1	0.05	ND	Pass
Boscalid	0.02	0.05	0.10	ND	Pass	Methomyl	0.01	0.02	1.00	ND	Pass
Captan	0.2	0.3	0.70	ND	Pass	Parathion Methyl	0.02	0.05	0.02	ND	Pass
Carbaryl	0.02	0.05	0.50	ND	Pass	Mevinphos	0.02	0.05	0.02	ND	Pass
Carbofuran	0.05	0.1	0.05	ND	Pass	Myclobutanil	0.005	0.01	0.10	ND	Pass
Chlorantraniliprole	0.002	0.01	10.00	ND	Pass	Naled	0.01	0.02	0.10	ND	Pass
Chlordane	0.05	0.1	0.05	ND	Pass	Oxamyl	0.005	0.01	0.50	ND	Pass
Chlorfenapyr	0.05	0.1	0.05	ND	Pass	Paclobutrazol	0.05	0.1	0.05	ND	Pass
Chlorpyrifos	0.05	0.1	0.05	ND	Pass	PCNB	0.02	0.05	0.10	ND	Pass
Clofentezine	0.01	0.02	0.10	ND	Pass	Permethrin	0.02	0.05	0.50	ND	Pass
Coumaphos	0.02	0.05	0.02	ND	Pass	Phosmet	0.01	0.02	0.10	ND	Pass
Cyfluthrin	0.05	0.1	2.00	ND	Pass	Piperonyl Butoxide	0.02	0.05	3.00	ND	Pass
Cypermethrin	0.1	0.2	1.00	ND	Pass	Prallethrin	0.005	0.02	0.10	ND	Pass
Daminozide	0.02	0.05	0.02	ND	Pass	Propiconazole	0.005	0.01	0.10	ND	Pass
Diazinon	0.002	0.01	0.10	<LOQ	Pass	Propoxure	0.05	0.1	0.05	ND	Pass
Dichlorvos	0.02	0.05	0.02	ND	Pass	Pyrethrins	0.02	0.05	0.50	ND	Pass
Dimethoate	0.02	0.05	0.02	ND	Pass	Pyridaben	0.005	0.01	0.10	ND	Pass
Dimethomorph	0.005	0.02	2.00	ND	Pass	Spinetoram	0.005	0.01	0.10	ND	Pass
Ethoprophos	0.05	0.1	0.05	ND	Pass	Spinosad	0.005	0.01	0.10	ND	Pass
Etofenprox	0.05	0.1	0.05	ND	Pass	Spiromesifen	0.01	0.02	0.10	ND	Pass
Etoazole	0.005	0.02	0.10	ND	Pass	Spirotetramat	0.005	0.01	0.10	ND	Pass
Fenhexamid	0.005	0.02	0.10	ND	Pass	Spiroxamine	0.05	0.1	0.05	ND	Pass
Fenoxycarb	0.05	0.1	0.05	ND	Pass	Tebuconazole	0.005	0.01	0.10	ND	Pass
Fenpyroximate	0.005	0.02	0.10	ND	Pass	Thiacloprid	0.02	0.05	0.02	ND	Pass
Fipronil	0.05	0.1	0.05	ND	Pass	Thiamethoxam	0.005	0.01	5.00	ND	Pass
Flonicamid	0.01	0.02	0.10	ND	Pass	Trifloxystrobin	0.005	0.01	0.10	ND	Pass

Date Tested: 05/17/2023

LOQ = Limit of Quantitation; LOD = Limit of Detection; NT = Not Tested; ND = Not Detected.



*Brad Kao*  
Brad Kao  
Laboratory Supervisor | 05/18/2023



## HIMALAYA Live Sauce Cart -CBD 21:1 (Lot #273-C21)

METRC Batch: 1A406030000477D000000927  
METRC Sample: 1A4060300005141000110652  
Sample ID: 2305ENC5445\_4700  
Strain: CBD 21:1  
Matrix: Concentrates & Extracts  
Type: Live Resin  
Batch#: #273-C21

Collected: 05/16/2023  
Received: 05/16/2023  
Completed: 05/18/2023  
Sample Size: 13 units; Batch: 1,788 units

Distributor  
**Korben Labs, LLC**  
Lic. # C11-0000834-LIC  
241 Lathrop Way,  
Suite A,  
Sacramento, CA, 95815

Producer  
**Korben Labs, LLC**  
Lic. # CDPH-10002731  
241 Lathrop Way  
Suite A  
Sacramento, CA 95815

### Mycotoxins

Method: EL-PESTMYCOLCMS

Analytes	LOD	LOQ	Limit	Result	Status
	µg/kg	µg/kg	µg/kg	µg/kg	
Aflatoxin B1	1.00	2.00		ND	Tested
Aflatoxin B2	1.00	2.00		ND	Tested
Aflatoxin G1	2.00	4.00		ND	Tested
Aflatoxin G2	1.00	2.00		ND	Tested
Ochratoxin A	4.00	10.00	20.00	ND	Pass
Total Aflatoxins			20.00	ND	Pass

Date Tested: 05/17/2023

LOQ = Limit of Quantitation; LOD = Limit of Detection; NT = Not Tested; ND = Not Detected.

### Residual Solvents

Method: EL-RES\_SOLVENTS

Analytes	LOD	LOQ	Limit	Result	Status
	µg/g	µg/g	µg/g	µg/g	
Acetone	33.00	100.00	5000	<LOQ	Pass
Acetonitrile	10.00	30.00	410	ND	Pass
Benzene	0.09	0.28	1	ND	Pass
Butane	10.00	30.00	5000	289.45	Pass
Chloroform	0.10	0.29	1	ND	Pass
Ethanol	10.00	30.00	5000	ND	Pass
Ethyl-Acetate	10.00	30.00	5000	ND	Pass
Ethyl-Ether	10.00	30.00	5000	ND	Pass
Ethylene Oxide	0.08	0.24	1	ND	Pass
Heptane	10.00	30.00	5000	ND	Pass
n-Hexane	10.00	30.00	290	ND	Pass
Isopropanol	10.00	30.00	5000	<LOQ	Pass
Methanol	10.00	30.00	3000	ND	Pass
Methylene-Chloride	0.10	0.31	1	ND	Pass
1,2-Dichloro-Ethane	0.10	0.29	1	ND	Pass
Pentane	10.00	30.00	5000	ND	Pass
Propane	10.00	30.00	5000	ND	Pass
Toluene	10.00	30.00	890	ND	Pass
Xylenes	20.00	60.00	2170	ND	Pass
Trichloroethene	0.10	0.29	1	ND	Pass

Date Tested: 05/17/2023

LOQ = Limit of Quantitation; LOD = Limit of Detection; NT = Not Tested; ND = Not Detected.



  
Brad Kao  
Laboratory Supervisor | 05/18/2023



## HIMALAYA Live Sauce Cart -CBD 21:1 (Lot #273-C21)

METRC Batch: 1A406030000477D000000927  
METRC Sample: 1A4060300005141000110652  
**Sample ID: 2305ENC5445\_4700**  
Strain: CBD 21:1  
Matrix: Concentrates & Extracts  
Type: Live Resin  
  
Batch#: #273-C21

Collected: 05/16/2023  
Received: 05/16/2023  
Completed: 05/18/2023  
Sample Size: 13 units; Batch: 1,788 units

Distributor  
**Korben Labs, LLC**  
  
Lic. # C11-0000834-LIC  
241 Lathrop Way,  
Suite A,  
Sacramento, CA, 95815

Producer  
**Korben Labs, LLC**  
  
Lic. # CDPH-10002731  
241 Lathrop Way  
Suite A  
Sacramento, CA 95815

### Microbial Impurities

Method: SOP EL-MICROBIALS

Analytes	Result	Status
Aspergillus flavus	Not Detected in 1g	Pass
Aspergillus fumigatus	Not Detected in 1g	Pass
Aspergillus niger	Not Detected in 1g	Pass
Aspergillus terreus	Not Detected in 1g	Pass
Shiga toxin-producing Escherichia coli	Not Detected in 1g	Pass
Salmonella spp	Not Detected in 1g	Pass

Date Tested: 05/18/2023

### Heavy Metals

Method: SOP EL-HEAVYMETALS

Analytes	LOD	LOQ	Limit	Result	Status
	µg/g	µg/g	µg/g	µg/g	
Arsenic	0.012	0.036	0.200	ND	Pass
Cadmium	0.015	0.044	0.200	ND	Pass
Lead	0.055	0.167	0.500	<LOQ	Pass
Mercury	0.005	0.015	0.100	ND	Pass

Date Tested: 05/18/2023

LOQ = Limit of Quantitation; LOD = Limit of Detection; NT = Not Tested; ND = Not Detected.



  
Brad Kao  
Laboratory Supervisor | 05/18/2023

